



3fly.at

OE-AKW

Aquila A211G / G500

MTOW = 750 kg / 1.653 lb

A/C-Size: W: 10,3 m H: 2,4 m L: 7,4 m

F P L (E X A M P L E)

7	A/C ID	OE-AKW
8	Flight Rules	V
	Type of Flight	G
9	Type of A/C	A 211
	Wake Turbul. Cat.	L
	Equipment	SY / S
10	Departure A/D	LOAV
	Departure Time	0830
15	Speed	N0110
	Flight Level	VFR
	Route	SOPRON
	Destination A/D	LHFM
16	Total EET	0025
	Alternate A/D	LOAN
	Other Info	EET/SOPRON0015
18	Endurance	0430
	Persons on Bord	2
19	Emerg. Equipm.	ELT
	A/C Colour	WHITE
	Name PIC	NAME

content: 3fly.at, layout & design: copyright © 2017 ing. mag. less a.jasch

OPERATOR

MFU Flugbetriebs GmbH

A-2540 Bad Vöslau, Flugplatz

UID ATU37004810

3fly.at: +43 2252 77340

CONTACT

Tower LOAV +43 1 900729201

Mainten. LOAV +43 2252 790894

A I S +43 51703 3211

M E T +43 51703 3443

FUEL

Fuel EN228 SUPER

Fuel (alternative)* AVGAS 100LL

Maximum Fuel 120 L / 31,7 gal

Unusable Fuel 10,4 L / 2,8 gal

* If alternative Fuel used → Entry in A/C LOG

OIL

Aero Shell SPORT PLUS 4

Minimum
DIFF = 0,45 L

Maximum

TIRE

Front Tire 36 psi / 2,5 bar

Main Tires 36 psi / 2,5 bar

SPEED

V_{SO} (Stall- Flaps max) 39 KIAS

V_G (best glide, Flaps up) 78 KIAS

Max. Demo. X-Wind 15 knots

COM FAIL

Clear to Land
 Return to Landing
 Continue Circling
 A/D unsafe, don't Land
 Land at this A/D and proceed to Apron - wait for Clearance

Do not Land

Consult POH / AFM for "Warnings, Cautions and additional Information"

DAILY INSPECTION

1 Fuel Tank Sumps	2 x DRAIN
2 Electr. Fuel Pump	DRAIN

CABIN CHECK

3 A/C Documents	CHECK
4 Ignition Key	REMOVE

Master - ALT1 / BAT	ON
Lights (ALT1, Fuel)	ILLUMIN
Lights (ALT2, Volt)	ILLUMIN

Master - ALT1	OFF
---------------	-----

Eng. Instrument	CHECK
-----------------	-------

Fuel Quantity	CHECK
---------------	-------

Light: Nav, Ldg, Instr	CHECK
------------------------	-------

ACL, Stall Warning	CHECK
--------------------	-------

Master - BAT	OFF
--------------	-----

14 ELT	ARM
--------	-----

15 Foreign Objects	REMOVE
--------------------	--------

16 Baggage stowed	SECURE
-------------------	--------

17 Canopy clean	NO DAMAGE
-----------------	-----------

18 Flashlights	CHECK
----------------	-------

1. Left Main Gear

19 Wheel Fairng / Strut	CHECK
20 Tire Press /Slip Mkr.	CHECK
21 Tire / Wheel / Brake	VIS INSP
22 Chocks	REMOVE

2. Fuselage

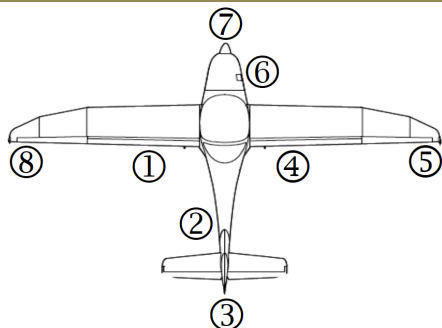
23 Shell & Skid Plate	VIS INSP
24 Tail Tiedown	DISCON

3. Empennage

25 Elevat. & Stabilizer	VIS INSP
26 Rudder	VIS INSP
27 Fitting Bolt Connect.	CHECK
28 Vertical Stabilizer	VIS INSP

4. Right Main Gear

29 Wheel Fairng / Strut	CHECK
30 Tire Press /Slip Mkr.	CHECK
31 Tire / Wheel / Brake	VIS INSP
32 Chocks	REMOVE

EXTERIOR CHECK

content: 3fly.at, layout & design: copyright © 2017, ing. mag. less a.jasch

5. Right Wing

33 Wing Surfaces	VIS INSP
34 Fuel Vent - clear	CHECK
35 Flap	CHECK
36 Aileron/Insp. Wndw.	VIS INSP
37 Wing Tip	VIS INSP
38 Fuel Level- Dipstick	CHECK
39 Fuel Filler Cap	CLOSE
40 Wing Tiedown	DISCON



Consult POH / AFM for "Warnings, Cautions and additional Information"

6. Nose Section / Cowling

41 Ignition / ALT1/BAT	CHECK OFF
42 Parking Brake	SET
43 Crank Engine	CHECK NOISE
44 Oil level / diff. 0,45L	CHECK
45 Coolant Level	CHECK
46 Air+Cooler Intakes	FREE
47 Cowling Fasteners	CHECK
48 Propeller / Spinner	CHECK

**7. Nose Ldg Gear**

49 Wheel Fairng / Strut	CHECK
50 Gear Strut Mount	VIS INSP
51 Tire Pressure	CHECK
52 Tire / Wheel	VIS INSP
53 Shock Absorber	CHECK
54 Chocks / Tow Bar	REMOVE

**8. Left Wing**

55 Wing Surfaces	VIS INSP
56 Fuel Vent - clear	CHECK
57 Pitot / Static Cover	REMOVE
58 Pitot / stat Opening	CLEAR
59 Wing Tip	VIS INSP
60 Aileron Insp. Wndw.	VIS INSP
61 Fuel Level / Dipstick	CHECK
62 Fuel Filler Cap	CLOSE
63 Flap	CHECK
64 Wing Tiedown	DISCON

content: 3fly.at, layout & design: copyright © 2017 ing. mag. less ayesch

PREFLIGHT

1 Daily Inspection	COMPL
2 Tow Bar	REMOVE
3 Fuel Quant. Dipstk	2 x CHECK
4 Ignition, ALT1 / BAT	CHECK OFF
5 Parking Brake	SET
6 Crank Engine	CHECK NOISE
7 Oil level / diff. 0,45L	CHECK
8 Coolant Level	CHECK
9 Tiedown Straps	REMOVE
10 Baggage Door	CLOSE/LOCK
11 Pitot Cover	REMOVE
12 Control Locks	REMOVE
13 Seating Positions	ADJUST/LOCK
14 Carburetor Heat	FREE - PUSH
15 Cabin Heat	FREE - PUSH
16 Choke free move	AUTO RESET
17 Throttle free move	IDLE
18 Prop free move	FULL FWD
19 Mass & Balance	IN LIMITS

BEF. ENGINE START

1 Preflight Check	COMPL
2 Passenger Briefing	COMPL
3 Seats	ADJUST
4 Seat Belts / Harn.	FASTEN
5 Canopy Closed	LOCK
6 Canopy locked	CHECK
7 Parking Brake	SET
8 Controls movement	CHECK
9 Fuel Selector	FULLER TANK



Consult POH / AFM for "Warnings, Cautions and additional Information"

10	Carburetor Heat	PUSH (OFF)
11	Throttle	IDLE
12	Prop	FULL FWD
13	Avionic - Master	OFF
14	P/S Heat	OFF
15	All CB's	CHECK
16	Attitude Indicator	CAGE
17	Master - ALT1 / BAT	ON
18	G500 AHRS Warnings	CHECK
19	ALT1 / ALT2 Light	ILLUMIN
20	Fuel Warning Light	ILLUMIN
21	P/S HEAT Light	ILLUMIN
22	ACL	ON

ENGINE START

1	Before Start Check	COMPL
2	Fuel Pump	ON
3	Fuel Warning Light	OFF
COLD	Throttle - when cold	IDLE
	Choke - when cold	PULL / HOLD
HOT	Throttle - when hot	1-2 cm OPEN
	Choke - when hot	PUSH
6	Brakes Both Pedals	PRESS
7	Prop Area	CLEAR
8	Ignition	START / BOTH
9	Oil Press < 10 sec.	RISING
10	ALT1 Warning Light	OFF
11	ALT2 Warning Light	OFF
12	Fuel Pump	OFF
13	Fuel Warning Light	OFF

BEFORE TAXI





1	Warmup max 1000rpm	OIL MIN 50°C
2	Avionics	ON / SET
3	Engine Instruments	CHECK
4	Volt Meter in green	CHECK
5	Trim Sw. + Indicator	CHECK
6	Flap Sw. + Indicator	CHECK + UP
7	P/S Heat ON	LIGHT OFF
8	P/S Heat OFF	LIGHT ON
ALTERNATOR TEST	Throttle 1.000 rpm	SET
	NAV Lights	ON
	Landing Light	ON
	Instrument Lights	ON
	Ammeter Charge	CHECK
	Master - ALT1	OFF
	Ammeter Discharge	CHECK
	ALT2 CB	PULL (OFF)
	If Discharge increase	→ ALT2 OK
	If no Change	→ ALT2 U/S
	If one ALT u/s	→ NO NVFR
	ALT2 CB	PUSH (ON)
	Master - ALT1	ON
If Charge increase	→ ALT1 OK	
If no change	→ ALT1 U/S	
If one ALT u/s	→ NO NVFR	
All Switches	AS REQ	
26	Parking Brake	RELEASE
TAXI	Brakes	CHECK
	Steering	CHECK
	Flight Instruments	CHECK

content: 3fly.at, layout & design: copyright © 2017 Ing. mag. Iess ayasch



Consult POH / AFM for "Warnings, Cautions and additional Information"

BEFORE TAKEOFF

1	Transponder	CHECK
2	Brakes	APPLY
3	Parking Brake	SET
4	Compass / Gyro	CHECK / SET
5	Fuel Selector	FULLER TANK
6	Fuel Warnig Light	OFF 
7	Engine Instruments	IN GREEN
8	Throttle	1700 rpm
MAGNETOS	L - B - R - B	SWITCH
	Drop max. 120 rpm	CHECK
	Diff L/R max 50 rpm	CHECK
	Ignition Switch Both	CONFIRM
13	Carburetor pull (on)	DROP 20-50 rpm
14	Carburetor	PUSH (OFF)
GOVERNOR	Prop 3 x to start / cruise end stops	
	 Drop	200 +/- 50 rpm
	 Oil Press	CONSTANT
 Manifold Press	CHANGE	
19	Throttle	IDLE
20	Fuel Pump	ON
21	Flaps	T/O
22	Trim	WHITE MARK
23	All CB's	CHECK
24	Contr. Movement	FREE
25	Lap Belt	TIGHTEN
26	Canopy → closed	LOCK
27	Departure Briefing	COMPL
28	T/O Briefing	COMPL
29	Parking Brake	RELEASE

LINE UP / TAKEOFF

1	Before T/O Check	COMPL
2	Landing Light	AS REQ
3	Approach Sector	CLEAR
4	Runway Heading	CONFIRM
5	Throt / Prop / Carb	FULL FWD
6	RPM = 2300 - 2385	CHECK
7	T/O Power Values	CORRECT
8	Elevator	NEUTRAL
9	Rudder	DIRECTION
10	Rotate (V _R)	50 KIAS
11	Climb Initialy	57 KIAS
12	Short T/O (V _X)	52 KIAS

CLIMB

1	Throttle	FULL
2	Prop full forward	MAX 5 MIN.
3	Prop 2260 rpm	REDUCE
4	Engine Instruments	IN GREEN
5	Climb Speed (V _Y)	65 KIAS
6	min. 400 ft AGL - Check Safe Spd	
7	Flaps	UP
8	Trim	AS REQ
9	Landing Light	OFF
10	Fuel Pump	OFF
11	Fuel Warning Light	CHECK


content: 3fly.at, layout & design: copyright © 2017 ing. mag. less ayasch



Consult POH / AFM for "Warnings, Cautions and additional Information"

CRUISE

1	Throttle	AS REQ
2	Prop	1650-2260 rpm
3	Flaps	CHECK UP
4	Trim	AS REQ
5	P/S Heat as req.	OAT>15°C OFF
6	Engine Instruments	IN GREEN
7	Manvr. Speed (V _A)	112 KIAS
8	Turbulent Air (V _{NO})	MAX 130 KIAS

 Full Throttle: → Prop min. 2140 rpm

DESCENT


1	Throttle	AS REQ
2	Prop	MIN 2000 rpm
3	Carburetor Heat	AS REQ
RAPID DESCENT	Throttle	IDLE
	Prop	FULL FWD
	Carburetor Heat	PULL (ON)
	Flaps	UP
	Airspeed	MAX 130 KIAS
4	Engine Instruments	IN GREEN

LANDING

1	Lap Belt	TIGHTEN
2	Fuel Pump	ON
3	Landing Light	AS REQ
4	Carburetor Heat	PULL (ON)
5	Throttle	AS REQ
5	Airspeed (V _{FE})	MAX 90 KIAS
6	Flaps	T/O OR LDG
7	Trim	AS REQ

 Consult POH / AFM for "Warnings, Cautions and additional Information"

8	Flaps	LDG
9	Fin. Appr. Spd.	60 KIAS
10	Prop	FULL FWD
GO AROUND	Throttle	FULL FWD
	Prop	FULL FWD
	Carburetor Heat	PUSH (OFF)
	Flaps	T/O
	Climb Airspeed	65 KIAS

 **CAUTION:** Strong cross/head winds may require less flaps / higher airspeeds

AFTER LANDING

1	Throttle	AS REQ
2	Flaps	UP
3	P/S Heat	OFF
4	Carburetor Heat	PUSH (OFF)
5	Fuel Pump	OFF
6	Landing Light	OFF
7	XPDR GND Mode	CHECK

SHUT DOWN

1	Throttle	IDLE
2	Parking Brake	SET
3	Flaps	LDG
4	ELT (121,5 MHz)	CHECK
5	Avionic Master	OFF
6	Ignition	OFF
7	Electr. Equipment	OFF
8	Instrument Lights	OFF
9	Master - ALT1 / BAT	OFF
10	Seats Pos. (L & R)	FULL AFT
11	Chocks / Tiedowns	AS REQ.

Pressure altitude	Standard temperature		Engine performance in % of MCP																													
			55%						65%						75%						85%						MCP					
			T	T	RPM	MP	FF	FF	RPM	MP	FF	FF	RPM	MP	FF	FF	RPM	MP	FF	FF	RPM	MP	FF	FF	RPM	MP	FF	FF				
[°C]	[°F]	[U/min]	[in Hg]	[l/h]	[gal/h]	[U/min]	[in Hg]	[l/h]	[gal/h]	[U/min]	[in Hg]	[l/h]	[gal/h]	[U/min]	[in Hg]	[l/h]	[gal/h]	[U/min]	[in Hg]	[l/h]	[gal/h]	[U/min]	[in Hg]	[l/h]	[gal/h]							
H																																
	0	15	1900	24.6	14.0	3.7	2000	25.7	15.6	4.12	2100	27.0	21.0	5.55	2260	27.7	24.0	6.34	2260	28.0	26.0	6.87										
	2000	11	1900	24.0	15.0	4.0	2000	24.7	16.0	4.23	2200	25.7	21.3	5.63	2260	26.7	22.0	5.81	2260	27.0	26.0	6.87										
	3000	9	1900	23.7	15.5	4.1	2050	24	16.4	4.33	2230	25.0	21.4	5.65	2260	26	22.0	5.81														
	4000	7	1900	23.3	16.0	4.2	2100	23.3	16.8	4.44	2260	24.3	21.5	5.68	2260	25.2	22.0	5.81														
	5000	5	1950	22.7	16.5	4.4	2150	23	18.1	4.77	2260	23.8	21.9	5.79																		
	6000	3	2000	22.0	17.0	4.7	2200	22.7	19.3	5.1	2260	23.3	22.3	5.89																		
	8000	-1	2100	21.0	18.0	4.8	2200	21.5	21.5	5.68	2260	21.5	23.0	6.08																		
	10,000	-5	2200	19.7	19.0	5.0	2260	20.1	22.0	5.81																						
	12,000	-9																														

MCP: maximum continuous power

RPM: revolutions per minute

MP: manifold pressure

FF: fuel flow

Correction for non ISA temperature conditions:

For each 50°F (10°C) above ISA:

increase Manifold Pressure by 3%,

Fuel consumption increases by 5%

For each 50°F (10°C) below ISA:

decrease Manifold Pressure by 3%,



Fuel consumption decreases by 5%



Consult POH / AFM for "Warnings, Cautions and additional Information"

Airspeeds for Normal Operations

TAKEOFF

Climb Flaps T/O	57 KIAS
V _X Flaps T/O	52 KIAS
V _Y Flaps UP	65 KIAS  

LANDING

Final APP Flaps LDG	60 KIAS
Balked Ldg Flaps LDG	60 KIAS
Max. demo X Wind	15 KIAS
V _{FE} max, Flaps LDG	90 KIAS

CRUISE

V _A Maneuvering	112 KIAS
V _{NO} Max turbul. Air	130 KIAS
V _{NE} Max Airspeed	165 KIAS

Airspeeds for Emergency Operations

V _A Maneuvering	112 KIAS
Best Glide Flaps UP	78 KIAS
Best Glide Flaps T/O	73 KIAS
Precaut. Flaps LDG	60 KIAS
<hr/>	
No Engine Power	
Flaps T/O	65 KIAS
Flaps UP	70 KIAS



Consult POH / AFM for "Warnings, Cautions and additional Information"