



Aircraft Checklist

MFU - Pilotenclub - LOAV



3fly.at

OE-ARW

KATANA DA20-100

MTOM = 750 kg / 1.653 lb

A/C-Size: W: 10.9 m H: 2.1m L: 7.2 m

FPL (EXAMPLE)

7	A/C ID	OE-ARW
8	Flight Rules	V
	Type of Flight	G
9	Type of A/C	DV20
	Wake Turbul. Cat.	L
10	Equipment	SY/S
13	Departure A/D	LOAV
	Departure Time	0830
15	Speed	N0110
	Flight Level	VFR
	Route	SOPRON
16	Destination A/D	LHFM
	Total EET	0025
	Alternate A/D	LOAN
18	Other Info	EET/SOPRON0015
19	Endurance	0430
	Persons on Bord	2
	Emerg. Equipm.	ELT
	A/C Colour	WHITE
	Name PIC	NAME

OPERATOR	MFU Pilotenclub
	A-2542 Kottingbrunn
	Flugplatz 1, Top 1
	www.mfu-pilotenclub.at
	+43 2252 77340

CONTACT	Tower LOAV	+43 1 700729201
	Maint. LOAV	+43 2252 790894
	AIS	+43 51703 3211
	MET	+43 51703 3443

FUEL	Fuel	EN228 SUPER
	Fuel (alt.)*	AVGAS 100LL
	Maximum Fuel	76 L / 20.1 gal
	Unusable Fuel	2 L / 0.6 gal

*) If alternative Fuel used → Entry in A/C LOG

OIL	Rotax XPS SAE 5W50	
	Minimum	DIFF = 0.45 L
	Maximum	

TIRE	Front Tire	27 psi / 1.8 bar
	Main Tires	34 psi / 2.3 bar

SPEED	V _{S0} (Stall - Flaps max)	38 KIAS
	V _G (best glide, Flaps T/O)	70 KIAS
	Max. Demo. X-Wind	15 knots

COM FAIL		Clear to Land
		Return to Landing
		Continue Circling
		A/D unsafe, don't Land
		Land at this A/D and proceed to Apron - wait for Clearance

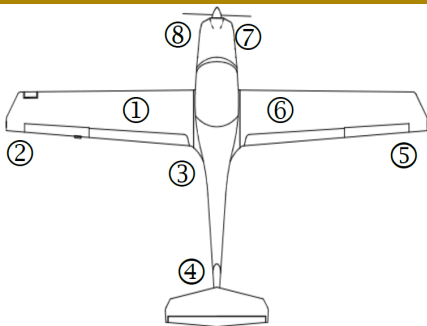
Do not Land

Consult POH/AFM for "Warnings, Cautions and additional Information"

This document does not replace POH/AFM - (ARW 2026 V1.4)

PREFLIGHT INSPECTION

1	Fuel Tank Sump	DRAIN
2	A/C Documents	ACCESSIBLE
3	Checklists	ACCESSIBLE
4	Parking Brake	SET
5	Ignition Key	REMOVE
6	Foreign Objects	REMOVE
7	All CB's	IN PRESSED
BATTERY	Battery Master	ON
	Fuel Quantity	CHECK
	Map Light	OPERATIONAL
	Instrument Lights	OPERATIONAL
	Flaps Indicator	OPERATIONAL
	Battery Master	OFF
14	Trottle	IDLE
15	Prop High RPM	FULL FWD
16	Carburetor Heat	OFF
17	ELT	ARM/AUTO
18	Temp Indicator	CHECKED
19	Baggage Stowed	SECURE
20	Canopy Clean	NO DAMAGE

**EXTERIOR CHECK****1. Left Main Gear**

21	Wheel Fairng/Strut	VIS INSP
22	Tire Press/Slip Mkr	CHECK
23	Tire/Wheel/Brake	VIS INSP
24	Chocks	REMOVE

**2. Left Wing**

25	Entire Wing	VIS INSP
26	Stall Warning	CHECK
27	Pitot / Stat Opening	CLEAR
28	Wing Tip / Bala. Mass	VIS INSP
29	Pos Light	CHECK
30	Flap	VIS INSP
31	Wing Tiedown	DISCON
32	Aileron Window	VIS INSP

**3. Fuselage**

33	Skin	VIS INSP
34	Tank Vent	CHECK
35	Tank Drain	CONFIRM
36	Fuel Quantity	PIPETTE

**4. Empennage**

37	Fin & Contr. Surface	VIS INSP
38	Skid Plate	VIS INSP
39	Tail Tiedown	DISCON
40	Trim Tab	VIS INSP



5. Right Wing

41	Entire Wing	VIS INSP
42	Wing Tip / Bala. Mass	VIS INSP
43	Pos Light	CHECK
44	Flap	CHECK
45	Wing Tiedown	DISCON
46	Aileron Window	VIS INSP




6. Right Main Gear

47	Wheel Fairng/Strut	CHECK
48	Tire Press/Slip Mkr	CHECK
49	Tire/Wheel/Brake	VIS INSP
50	Chocks	REMOVE



7. Nose Section / Cowling

51	Ignition	CHECK OFF
52	Parking Brake	SET
53	Prop GND Clearance	25 CM
54	Crank Engine 	CHECK NOISE
55	Oil level/diff. 0.45L	CHECK
56	Coolant Level	VIS INSP
57	Cowling	VIS INSP
58	Air+Cooler Intakes	FREE
59	Prop Damage	CHECK
60	Propeller/Spinner	VIS INSP



8. Nose Ldg Gear

61	Wheel Fairng/Strut	CHECK
62	Gear Strut Mount	VIS INSP
63	Tire Pressure	CHECK
64	Tire/Wheel	VIS INSP
65	Tow Bar	REMOVE

BEF. ENGINE START

1	Preflight Check	COMPL
2	Passenger Briefing	COMPL
3	Pedals	ADJUST
4	Seat Belts / Harn.	FASTEN
5	Canopy Closed	LOCK
6	Parking Brake	SET
7	Controls Movement	CHECK
8	Fuel Shut-Off Valve	OPEN
9	Trim	NEUTRAL
10	Carburetor Heat	FREE-OFF
11	Throttle	FREE-IDLE
12	Prop RPM	FULL FWD
13	Friction Device	ADJUST
14	Avionic - Master	OFF
15	All CBs	CHECK
16	Battery Master	ON
17	Gen. Warning Light	ILLUMIN
18	Fuel Warning Light	ILLUMIN
19	Canopy Warning Light	OFF
20	ACL	ON



Consult POH/AFM for "Warnings, Cautions and additional Information"

This document does not replace POH/AFM - (ARW 2026 V1.4)


ENGINE START


1	Before Start Check	COMPL
2	Fuel Pump	ON
3	Fuel Pump Noise	CHECK
4	Fuel Warning Light	OFF
COLD	Throttle - when cold	IDLE
	Choke - when cold	PULL/HOLD
HOT	Throttle - when hot	2 cm OPEN
	Choke - when hot	PUSH
6	Brakes Both Pedals	PRESS
7	Prop Area	CLEAR
8	Ignition	START/BOTH
9	Oil Press < 10 sec	RISING
10	Gen. Warning Light	OFF
11	Fuel Pump	OFF
12	Fuel Warning Light	OFF

BEFORE TAXI

1	Warmup max 1000 _{rpm}	OIL MIN 50°C
2	Electrical Consumers	AS REQ
3	Engine Instruments	CHECK
4	Volt Meter in green	CHECK
5	Flap Sw. + Indicator	CHECK+UP
6	Avionics Master	ON
7	Flight Instruments	SET
8	Avionics	SET
9	Parking Brake	RELEASE
TAXI	Brakes	CHECK
	Steering	CHECK
	Flight Instruments	CHECK

BEFORE TAKEOFF

1	Transponder	SET ALT
2	Brakes Both	APPLY
3	Parking Brake	SET
4	Compass/G5	CHECK/SET
5	Fuel Warnng Light	OFF 
6	Engine Instruments	IN GREEN
7	Throttle	1700 rpm
MAGNETOS	L - B - R - B	SWITCH
	Drop max. 120 rpm	CHECK
	Diff L/R max 50 rpm	CHECK
	Ignition Switch Both	CONFIRM
12	Carburetor pull (on)	DROP 20-50 rpm
13	Carburetor	PUSH (OFF)
GOVERNOR	Prop RPM	PULL 3X
	→ Drop	200 ±50 rpm
	→ Oil Press	CONSTANT
	→ Manifold Press	CHANGE
18	Throttle	IDLE
19	Fuel Pump	ON
20	RPM 2300 +/-100RPM	CHECK
21	Trim	NEUTRAL
22	Flaps	T/O
23	All CBs	CHECK
24	Contr. Movement	FREE
25	Lap Belt	TIGHTEN
26	Departure Briefing	COMPL
27	T/O Briefing	COMPL
28	Parking Brake	RELEASE

 Consult POH/AFM for "Warnings, Cautions and additional Information"

This document does not replace POH/AFM - (ARW 2026 V1.4)




LINE UP / TAKEOFF

1	Before T/O Check	COMPL
2	Landing Light	AS REQ
3	Approach Sector	CLEAR
4	Runway Heading	CONFIRM
5	Throttle/Prop	FULL FWD
6	Prop RPM 2260-2385	CHECK
7	T/O Power Values	CORRECT
8	Elevator	NEUTRAL
9	Rudder	DIRECTION
10	Rotate (V_R)	51 KIAS
11	Climb Initially	58 KIAS
12	Short T/O (V_X)	58 KIAS

CLIMB

1	Throttle	FULL
2	Prop full forward	MAX 5 MIN
3	Prop 2260 rpm	REDUCE
4	Engine Instruments	IN GREEN
5	Climb Speed (V_Y)	65 KIAS
6	min. 400 ft AGL	CHECK Safe Spd
7	Flaps	UP
8	Climb Speed (V_Y)	70 KIAS
9	Trim	AS REQ
10	Landing Light	OFF
11	Fuel Pump	OFF
12	Fuel Warning Light	CHECK


CRUISE

1	Throttle 	CHECK TABLE
2	Prop 	CHECK TABLE
3	Flaps	CHECK UP
4	Trim	AS REQ
5	Position Light 	CHECK OFF
6	Engine Instruments	IN GREEN
7	Manvr. Speed (V_A)	104 KIAS
8	Turbulent Air (V_{NO})	117 KIAS

 Full Throttle: → Prop min. 2140 rpm


DESCENT


1	Altimeter	SET
2	Throttle	AS REQ
3	Prop RPM	1700-2260
4	Carburetor Heat	PULL ON
RAPID DESCENT	Throttle	IDLE
	Prop RPM	2260
	Carburetor Heat	PULL ON
	Flaps	UP
	Airspeed Max.	117 KIAS
Engine Instruments	IN GREEN	


 Consult POH/AFM for "Warnings, Cautions and additional Information"

This document does not replace POH/AFM - (ARW 2026 V1.4)

LANDING

1	Airspeed (V_{FE}) Max.	81 KIAS
2	Flaps	T/O
3	Lap Belt	TIGHTEN
4	Fuel Pump	ON
5	Landing Light	AS REQ
6	Carburetor Heat	PULL ON
7	Throttle	AS REQ
8	Trim	AS REQ
9	Flaps 	LDG

10	Fin. Appr. Spd. 	60 KIAS
11	Prop	FULL FWD
GO AROUND	Throttle	FULL FWD
	Prop	FULL FWD
	Carburetor Heat	PUSH (OFF)
	Flaps	T/O
	Climb Airspeed	58 KIAS


 **CAUTION:** Strong cross/head winds may require less flaps/higher airspeeds

AFTER LANDING

1	Throttle	AS REQ
2	Flaps	UP
3	Carburetor Heat	PUSH (OFF)
4	Fuel Pump	OFF
5	Landing Light	OFF
6	XPDR GND Mode	CHECK

SHUT DOWN


1	Throttle	IDLE
2	Parking Brake	SET
3	ELT (121,5 MHz)	CHECK
4	Flight Plan	CLOSED
5	Avionics	OFF
6	Electr. Equipment	OFF
7	Ignition	OFF
8	ACL	OFF
9	Battery Master	OFF
10	Flight Logger	SLIDE CARD
11	Chocks/Tiedowns	AS REQ

 Consult POH/AFM for "Warnings, Cautions and additional Information"

This document does not replace POH/AFM - (ARW 2026 V1.4)

Pressure Altitude		Standard Temp.		Engine power in % of max. continuous power.													
				55 %						65 %						75 %	
				ft.	m	°C	°F	RPM *100	MP in. Hg	Fuel Flow l/h	Fuel Flow gal/hr	RPM *100	MP in. Hg	Fuel Flow l/h	Fuel Flow gal/hr	RPM *100	MP in. Hg
0	0	15	59	19	24.7	13.6	3.6	3.6	20	25.7	15.6	4.1	21	27.0	18.0	4.8	
2000	600	11	52	19	24.0	14.4	3.8	3.8	20	24.7	16.0	4.2	22	25.7	18.4	4.9	
4000	1200	7	45	19	23.3	15.6	4.1	4.1	21	23.3	16.8	4.4	22.6	24.3	19.6	5.2	
6000	1800	3	38	20	22.0	16.8	4.4	4.4	22	22.7	19.6	5.2	22.6	23.3	23.2	6.1	
8000	2400	-1	31	21	21.0	18.0	4.8	4.8	22	21.7	21.2	5.6	22.6	22.0 ^x	23.6 ^x	6.2 ^x	
10000	3000	-5	24	22	19.7	19.2	5.1	5.1	22.6	20.3 ^x	22.4 ^x	5.9 ^x					
12000	3600	-8	17	22.6	18.0 ^x	20.4 ^x	5.4 ^x	5.4 ^x									

Pressure Altitude		Standard Temp.		Engine power in % of max. continuous power.													
				85 %						95 %						105 %	
				ft.	m	°C	°F	RPM *100	MP in. Hg	Fuel Flow l/h	Fuel Flow gal/hr	RPM *100	MP in. Hg	Fuel Flow L/h	Fuel Flow gal/hr	RPM *100	MP in. Hg
0	0	15	59	22.6	27.7	22.0	5.8	5.8	22.6	28.3	26.0	6.9	23.8	29.7 ^x	30.0 ^x	7.9 ^x	
2000	600	11	52	22.6	26.7	22.4	5.9	5.9	22.6	27.7 ^x	26.8 ^x	7.1 ^x					
4000	1200	7	45	22.6	25.7 ^x	25.2 ^x	6.7 ^x	6.7 ^x									

 Consult POH/AFM for "Warnings, Cautions and additional Information"

This document does not replace POH/AFM - (ARW 2026 V1.4)

Airspeeds for Normal Operations

TAKEOFF

V_R Flaps T/O	51 KIAS
V_X Flaps T/O	58 KIAS
V_Y Flaps T/O	65 KIAS

LANDING

Final APP Flaps LDG	60 KIAS
Balked Ldg Flaps LDG	60 KIAS
Max. demo X Wind	15 knots
V_{FE} max, Flaps LDG	81 KIAS

CRUISE

V_A Maneuvering	104 KIAS
V_{NO} Max turbul. Air	117 KIAS
V_{NE} Max Airspeed	161 KIAS

PRECAUTIONARY LANDING

With Power & Flaps LDG	54 KIAS
------------------------	---------

Airspeeds for Emergency Operations

V_A Maneuvering	104 KIAS
Best Glide Flaps T/O	70 KIAS

No Engine Power

Flaps T/O	59 KIAS
-----------	---------